



Primus



Type range —
Power 38 kW
Max. throughput 70 m³/h
Design Trailer



Maxx E



Type range —
Power 55 kW
Max. throughput 120 m³/h
Design Trailer



Cribus



Type range 2800/3800/5000
Power 55 kW
Max. throughput 170-270 m³/h
Design Trailer/Semi-trailer



Maxx



Type range Maxx/518
Power 55 kW
Max. throughput 120 m³/h
Design Trailer



Nemus



Type range 2700/620
Power 55-70 kW
Max. throughput 170 m³/h
Design Trailer/Track



Trommelsiebe stationary



Type range 1845/2055/2255/2278/
2290/2590/25120
Power 15-37 kW
Max. throughput 120-300 m³/h
Design Stationary



Star screens



Multistar One



Type range —
Power 25 kW
Max. throughput 200 m³/h
Design Hook



Multistar L3



Type range —
Power 60-80 kW
Max. throughput 250 m³/h
Design Trailer



Multistar XXL2



Type range —
Power 55 kW
Max. throughput 500 m³/h
Design Semi-trailer



Multistar S 3



Type range —
Power 55 kW
Max. throughput 100 m³/h
Design Hook/Trailer



Multistar XL3



Type range —
Power 48 kW
Max. throughput 300 m³/h
Design Semi-trailer



Multistar 2-SE



Type range —
Power 22 kW
Max. throughput 250 m³/h
Design Stationary




Multistar 3-SE



Type range —
Power 40 kW
Max. throughput 250 m³/h
Design Stationary



Separation technology



Flowerdisc



Type range —
Power 11 kW
Max. throughput 200 m³/h
Design Stationary



Stonefex



Type range —
Power 35 kW
Max. throughput 100 m³/h
Design Hook/Trailer




Hurrikan S



Type range —
Power 55 kW
Max. throughput 60 m³/h
Design Hook/Trailer/Track



Ballistor



Type range —
Power 5-11 kW
Max. throughput 60-160 m³/h
Design Stationary



Metalfex



Type range —
Power 16-34 kW
Max. throughput 120-300 m³/h
Design Combined



Shredder for waste

Terminator mobile



Type range 3400(S)/5000(S)/6000S
Power 242-447 kW
Max. throughput 45-100 t/h
Design Hook/Trailer/Track



Terminator e-mobile



Type range 3400(S)/5000(S)/6000S
Power 160-280 kW
Max. throughput 30-100 t/h
Design Hook/Trailer



Terminator direct



Type range 1700/2200/3400(S)/5000(S)/6000S
Power 75-320 kW
Max. throughput 35-75 t/h
Design Combined



Terminator xtron



Type range 5000S
Power 132-280 kW
Max. throughput 80 t/h
Design Hook/Trailer/Track



Terminator stationary



Type range 2200/3400(S)/5000(S)/6000S
Power 132-280 kW
Max. throughput 30-100 t/h
Design Separate/Combined



Terminator direct SL



Type range 5200/6200
Power 220-264 kW
Max. throughput 60-100 t/h
Design Combined



Shredder for waste (low-speed)

Shredder for wood and green cuttings

Crambo mobile



Type range 3400/5000/6000
Power 242-447 kW
Max. throughput 45-100 t/h
Design Hook/Trailer/Track



Crambo e-mobile



Type range 3400/5000/6000
Power 160-280 kW
Max. throughput 55-100 t/h
Design Hook/Trailer



Crambo stationary



Type range 3400/5000/6000
Power 160-280 kW
Max. throughput 55-100 t/h
Design Separate/Combined



Crambo direct mobile



Type range 4200/5200/6200
Power 242-447 kW
Max. throughput 55-120 t/h
Design Hook/Trailer/Track



Crambo stationary




Type range 3400/5000/6000
Power 160-280 kW
Max. throughput 45-100 t/h
Design Separate/Combined



Crambo direct stationary



Type range 4200/5200/6200
Power 160-280 kW
Max. throughput 55-120 t/h
Design Combined



Shredder for wood (low-speed)

Shredder for wood and green cuttings

Axtor 4510



Type range –
Power 340 kW
Max. throughput 250 m³/h
Design Trailer/Track



Axtor 6210



Type range –
Power 430kW
Max. throughput 300 m³/h
Design Trailer/Track



Turner for triangular windrows

Topturn X



Type range 4500/5000/6000
Power 151-310 kW
Max. throughput 3.000-5.000 m³/h
Design Wheel/Track



Topturn X63



Type range –
Power 287 kW
Max. throughput 4.500 m³/h
Design Wheel/Track



“We see waste as an opportunity, because it is just reusable material in the wrong place.”

Heinz Leitner, CEO



Think variety!

Our solutions for your success

Komptech is a leading international technology provider. We plan, build and supply machines and systems for the mechanical and biological treatment of solid waste and biomass, and the processing of woody biomass for use as a renewable fuel.

Our products range from individual machines to entire processing lines, consisting of mobile and stationary machines, in some applications supplemented by products from our network partners. This flexibility makes us an expert partner for every requirement, be it replacing individual machines, upgrading complete system sections or constructing an entire new facility.

The spectrum of our technologies' applications is far-reaching, from compact systems for waste wood processing to the mechanical pre- and post-processing of household, commercial and organic waste, to special tasks in splitting and recycling. Talk to us! We'll help find the right solution for you.

Flexible sales models

What you need is what matters to us. Depending on your situation, you can rent our machines, buy them Certified Used or invest in new ones. We offer what's right for you. That's our motivation.

New machine

- most innovative
- highest reliability
- most advanced operation

“Certified Used” machine

- lower purchase costs
- high economy
- high reliability

Rental machine

- maximum flexibility
- no long-term investment
- fast availability

Komptech GmbH
Kühau 37
8130 Frohnleiten, Austria
+43 3126 505 - 0
info@komptech.com

Komptech Vertriebsgesellschaft
Deutschland mbH
Carl-Zeiss-Straße 2
59302 Oelde, Germany
+49 2522 92197 - 0
info@komptech.de

Shredder for wood (high-speed) | Turner for triangular windrows